

WASHBURN ALUMNI TRIP RHINE RIVER CRUISE

Departing: June 6, 2017



ITINERARY

- **Tues., June 6** – Depart for Amsterdam
 - Motorcoaches leave Washburn campus at noon., boarding begins at 11:30 a.m.
- **Wed., June 7** – Arrive Amsterdam and board ship
- **Thur., June 8** – Kinderdijk, Netherlands
- **Fri., June 9** – Cologne, Germany
- **Sat., June 10** – Koblenz and Rudesheim, Germany
- **Sun., June 11** – Heidelberg and Speyer, Germany
- **Mon. June 12** – Strasbourg, France
- **Tues., June 13** – Breisach, Germany
- **Wed., June 14** – Disembark ship in Basel, Switzerland
 - Some passengers fly home.
 - Some passengers head to Lucerne, Switzerland for two night stay.



BEFORE YOU LEAVE

- Share a copy of your trip itinerary with family.
- Make a copy of the front and back of any credit and debit cards you're taking on the trip. Bring a copy with you. In case you lose a card, you'll have the information with you to call and cancel your cards.
- Notify your bank and credit card companies that you will be out of the country and using your credit/debit cards.



MEDICAL INSURANCE

- Check with your insurance company to see if there is a specific protocol you must follow in the event something happens while you're outside the U.S.
- Medicare does not cover medical expenses incurred outside the United States, however a Medigap plan likely does.
- If you have Medigap Plan C, D, E, F, G, H, I, J, M or N, your plan:
 - Covers foreign travel emergency care if it begins during the first 60 days of your trip if Medicare doesn't otherwise cover the care.
 - Pays 80% of the billed charges for certain medically necessary emergency care outside the U.S. after you meet a \$250 deductible for the year.
 - Foreign travel emergency coverage with Medigap policies has a lifetime limit of \$50,000.
- Before you travel outside the U.S., talk with your Medigap plan or insurance agent to get more information about your Medigap coverage while traveling.



PASSPORT AND IDENTIFICATION

- Make 3 copies of the inside front page of your passport. Leave one at home with family, pack one in your luggage and carry one in your wallet. In the event you lose your Passport, you'll have a copy to show the U.S. Consulate.
- Your passport's expiration date must be at least six months past your day of departure from Switzerland.
- In addition to your passport, bring a photo I.D. such as a drivers license.
- Viking may collect your Passport at your time of check-in. If not, lock your Passport in your in-room safe once onboard the ship. Do not carry it with your when you go to shore unless instructed to do so.



PACKING YOUR BAGS

- Don't pack too much. No one will remember what you wore yesterday. Plan on wearing pants and shirts more than once.
- Airlines typically restrict you to 50 lbs. Heavier bags may require extra fees.
- Don't pack 50 lbs. Leave yourself a few extra pounds to account for purchases and souvenirs.
- Attach the red leather Viking Cruises tag to your suitcase. Upon arrival in Amsterdam, claim your luggage, then attach the long Viking cabin tags to your suitcase and carry-on.



LUGGAGE TAGS

- Attach the red leather Viking Cruises tag to your suitcase.
- Upon arrival in Amsterdam, claim your luggage, then attach the long Viking cabin tags to your suitcase and carry-on.



CARRY-ON BAGS

- Airlines restrict you to one personal item and a carry-on. For example, ladies may carry on a purse and a carry-on size piece of luggage. A man could carry on a backpack or CPAP machine and a carry-on sized piece of luggage.
- Important personal items such as medications, car keys, cameras and CPAP machines should be part of your carry-on bag. Electronic back up battery chargers must be carried on.
- Remember you may only carry on travel-size liquid toiletries (3 ounces or less) that fit in a quart size zip-top bag. On a trip like this, it's best to pack all those items in your large, checked luggage.



MEDICATION

- Carry your prescription medication with you in your carry-on bag. Do not pack it in your checked luggage.
- If your prescription is a liquid in excess of 3 ounces, you need to tell the screening officer and show it before your bag goes through x-ray.
- TSA does not require passengers to have medications in prescription bottles.



DAY OF DEPARTURE

- Wear something comfortable. It will be a long day sitting in the airport and onboard the flight.
- Consider wearing a pair of slip on shoes to easily get through airport security and for comfort onboard the flight.
- Flights can sometimes be chilly; a lightweight jacket or sweater will keep you warm.



CLOTHING FOR WOMEN

It's a vacation; be comfortable. There are NO formal nights onboard the ship. During the day wear casual clothes ... jeans, capris, shorts, T-shirts, sweatshirt, lightweight jacket, slacks, tops, tennis shoes and casual shoes. Dinner is a slightly dressier; slacks or a skirt would be suitable attire.



CLOTHING FOR MEN

It's a vacation; be comfortable. There are NO formal nights onboard the ship. Wear casual clothes and shoes ... jeans, kaki pants, shorts, T-shirts, golf shirts, sweatshirt, lightweight jacket, tennis shoes and casual shoes. Dinner is a slightly dressier; slacks and a collared shirt would be suitable attire. Ties and sport coats not required.



WHAT TO BRING

- The only things you need in your wallet are your drivers license, cash, ATM card, credit card(s) and insurance card.
- Ladies consider a cross-body bag with a longer strap or a shoulder bag so you can keep it close to you. Fanny packs are a great substitute for a purse.
- A small backpack is handy to carry your things during shore excursions.



WHAT TO BRING

- Compact umbrella for rain and shade
- Travel size tissue packs for public bathrooms while on shore
- Brimmed hat
- Lightweight jacket to repel wind and rain
- Small flashlight or use a flashlight app on your phone



MONEY AND CREDIT CARDS

- The Netherlands, Germany and France all use the Euro currency. Switzerland uses the Swiss Franc. One Euro is the equivalent of \$1.10. One Swiss Franc is about \$1.01.
- You likely won't need to bring a lot of U.S. dollars. Most travelers don't physically exchange U.S. dollars for Euros. Rather, they use an ATM machine to get local currency. **The ship does not exchange money.**
- Credit Cards – Bring one or two. Visa is the most widely accepted, then MasterCard, then American Express. Many countries don't accept Discover.
- Don't bring traveler's checks ... they are not widely used or accepted anymore.



DEBIT CARDS AND ATMs

- Utilize an ATM machine to get your Euros. It's fast, easy and has a good exchange rate. Use a debit or credit card at the ATM.
- Debit cards cannot be used to purchase items using your four digit PIN. They will have to be run as a credit card with signature.
- Most credit cards can be used in ATM machines to get cash. Make sure you have a four digit PIN number for your credit card if you intend to use it in an ATM machine.
- You likely won't need to exchange large amounts of dollars to Euros. All your meals are provided on the ship, so you won't be spending very much for food and beverage while onshore. Plus, most businesses accept credit cards.
- A few Euros come in handy for small purchases on shore ... sodas, bottle of water, snacks, inexpensive souvenirs, etc.



GRATUITIES

- Motorcoach Driver to and from Washburn campus – We've already tipped the driver.
- Onboard Ship Tips and Gratuities – All tips and gratuities for onboard ship personnel have been prepaid and were included in the cost of your trip.
- Excursions – Each day, it is customary to tip your shore excursion tour guide and bus driver ... maybe 2 euros per person for the guide and 1 euro per person for the driver.




CELL PHONES

- Smart phones will work in Europe. However, additional fees may apply for calls, texts and data.
- Check with your mobile phone provider about using your phone in Europe. Don't assume you can use your unlimited data plan at no additional charge. You don't want to get your bill after the trip and discover you've incurred \$500 in extra service charges.
- To avoid data roaming charges, make sure you know how to turn off your cellular data so you don't incur additional fees. Then simply use WIFI to check your mails or surf the internet.
- Wireless internet will be available on board the ship so you can use your phone to check email or surf the web. Be patient, as it likely won't be very fast and can be sketchy when out of satellite range.



ELECTRICITY

- On board the ship, there are 110 volt plugs. USB plugs also available for charging your electronic devices. Bring your USB cord.
- Bring a power strip for multiple devices.
- A two pronged adapter may be necessary if you are using a three pronged plug.



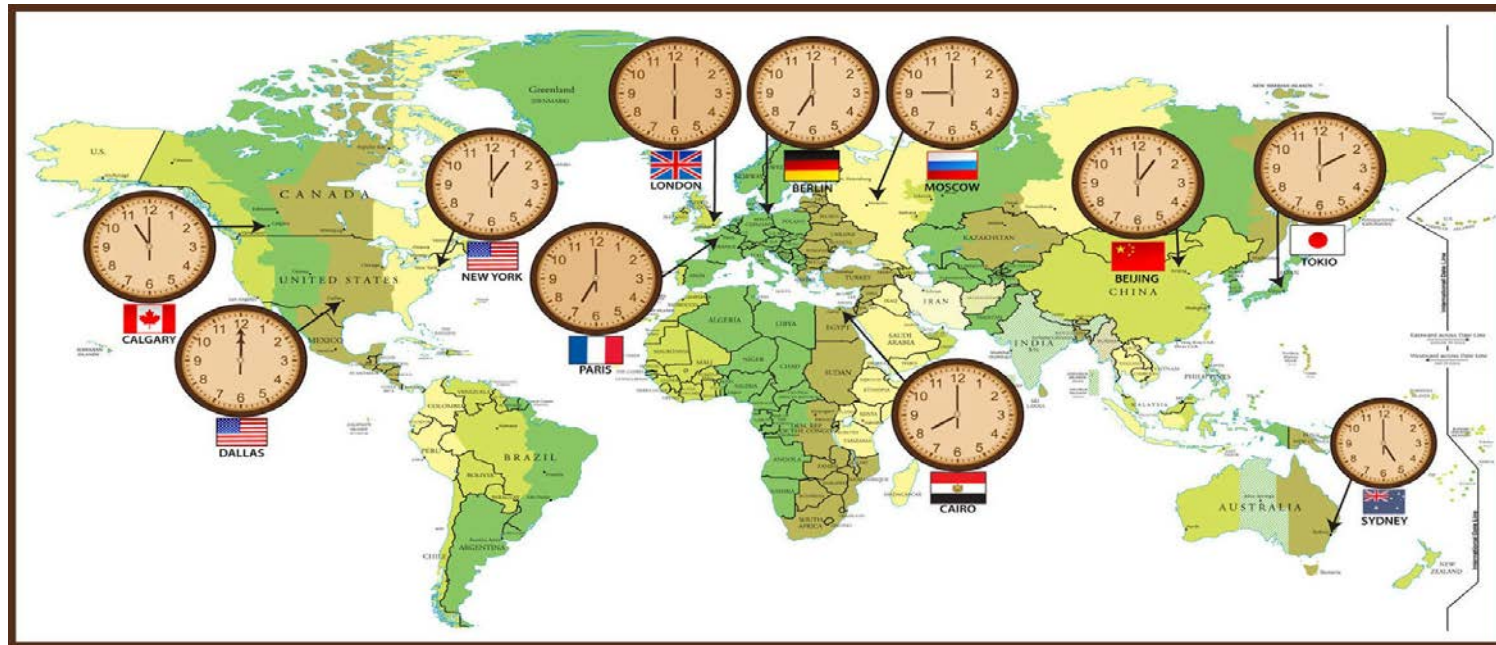
LUCERNE - ELECTRICITY

- The voltage in Europe is 220 volts vs. 110 in the United States. You will need a voltage convertor to reduce the voltage for some of your electric devices.
- Some of your electronic devices operate on both 220 and 110 volts. Most cell phones, tablets, laptops and some curling irons are dual voltage. Check the label on the device.
- You might also need a two pronged outlet adapter.



TIME ZONE

The time in the Netherlands, Germany, France and Switzerland is 7 hours ahead of Topeka time. So, if it's noon in Topeka, it's 7 p.m. over there.




WEATHER

Most ports of call:

High – mid 70s
Low – low 50s

Lucerne:

High – mid 60s
Low – low 50s



LANGUAGE



On board the ship, the staff speaks English.

Native languages in the various ports of call will be Dutch, German and French. However, lots of people speak English. It shouldn't be difficult for you to communicate with the European people.

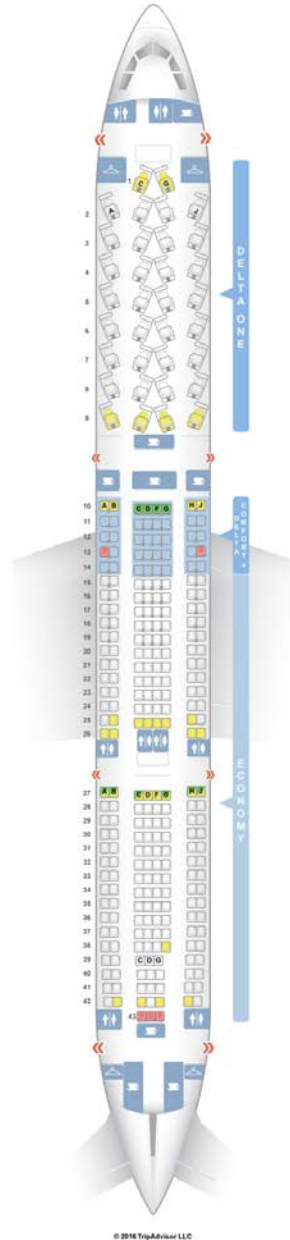
WASHBURN CAMPUS SHUTTLE



- Travelers departing from Topeka may leave vehicles in the parking lot south of Lee Arena and the tennis courts. Put provided parking pass on your dash.
- Motorcoaches will depart campus promptly at noon for the Kansas City airport. Begin boarding the motorcoaches as early as 11:30 a.m.

FLIGHTS

- Nearly all our passengers will fly to Minneapolis and then we'll all be on the same flight to Amsterdam. Seat configuration is 2-4-2. The flight time is 8 hours 15 minutes. Arriving in Amsterdam around 11 a.m.
- Meals will be served on the long flight to Amsterdam, including dinner on our evening of departure and breakfast the morning of arrival.
- Pack a few snacks in your carry-on bag if you think you'll need something to snack on during the flight.
- Upon arrival onboard the ship, there will be a lunch buffet.



UPON ARRIVAL IN AMSTERDAM

- After getting off the plane, follow the signs to Immigration and Customs. Give the agent any documents you filled out on the plane and your passport.
- Proceed to baggage claim and get your luggage. Attach your additional Viking luggage tag and apply transfer sticker to your shirt.
- We'll gather as a group in baggage claim, then proceed to the exit and look for our Viking Cruises representatives and motorcoaches.
- We'll board our motorcoaches and head straight to the ship. The drive time is approximately 45 minutes.



TITLE MRS
FIRST NAME SUSAN
MIDDLE NAME DIANE
LAST NAME HOFFMANN
BOOKING NUMBER 4283267
SHIP Viking Kvasir
SAIL DATE June 7, 2017

105S

Please apply this sticker
to your shirt upon airport arrival



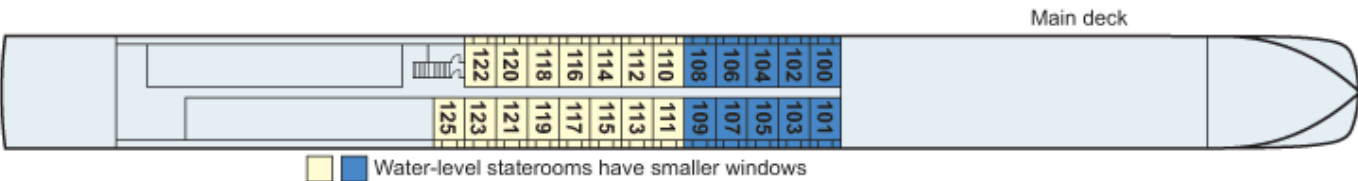
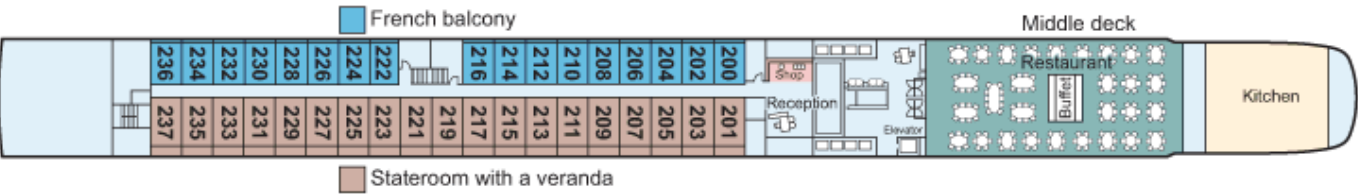
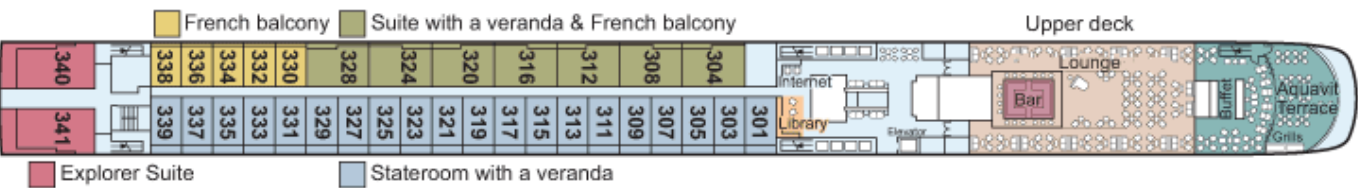
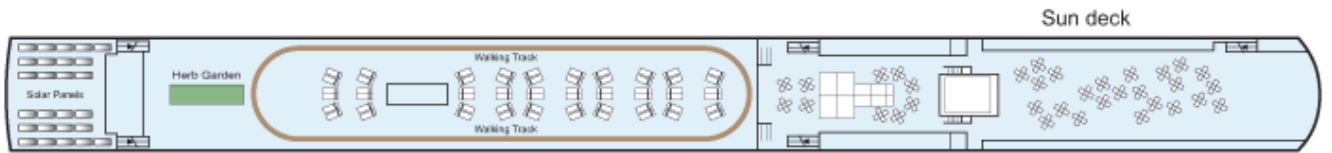
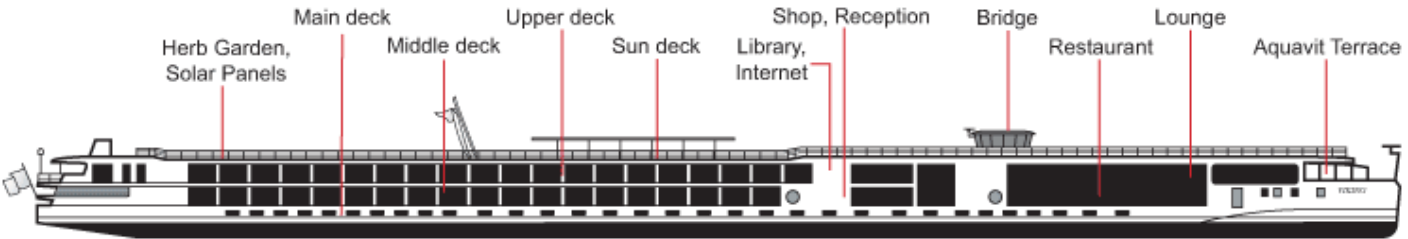
so our staff can locate you for your transfer

UPON ARRIVAL AT PORT

- Motorcoach will drop us off at the port.
- Luggage will be delivered to your staterooms (make sure luggage tags on your bags with stateroom number)
- Check in (access to staterooms at approximately 3 p.m.)
- Enjoy a light lunch buffet
- Relax in lounge onboard the ship
- Explore Amsterdam on your own. Consider a ticket on the double decker [hop-on-hop-off bus](#). Cost is \$20 and leaves from the port's nearby Central Station.



- Explorer Suite (ES)
- Veranda Suite (AA)
- Veranda (A)
- Veranda (B)
- French Balcony (C)
- French Balcony (D)
- Standard (E)
- Standard (F)



LONGSHIP KVASIR

- 95 non-smoking staterooms (smoking only allowed on sun deck)
- Four decks
- Putting green and walking track
- Elevators from middle to upper deck only; no elevator access to E and F staterooms
- Internet café with computers
- No doctor onboard. Emergency services available at ports of call.

VIKING LONGSHIP KVASIR

- Free ship-wide wireless internet service
- In-room safe and refrigerator
- T.V. with various channels and on-demand programming
- Hair dryer
- Toiletries including shower gel, shampoo, lotion, shower cap and vanity kit
- 110 volt outlets in staterooms
- Laundry service, no dry cleaning (**additional fee**) Due to hazard, there are no irons or ironing boards in staterooms.



FOOD AND BEVERAGE

- Meal times are generally:
 - Breakfast: 7 to 9:30 a.m.
 - Lunch: 12 to 2 p.m.
 - Dinner: 7 p.m. (**open seating**)



- Complimentary bottled water in your stateroom replenished daily
- Complimentary coffee and tea throughout the day
- Complimentary soft drinks, wine and beer during lunch and dinner service.
- You may purchase local wine while on shore and bring it aboard. The maître d will serve it without a corkage fee during lunch and dinner.
- Pack a cork screw if you want to drink wine in your cabin.

U.S. CUSTOMS

- After your flight lands in the United States, you will go through U.S. Customs and Immigration.
- Retrieve your luggage from baggage claim. If you purchased any liquids from the duty free shop, pack them in your large suitcase before going through U.S. Customs.
- After going through Customs, place your luggage on the nearby conveyor belt and it will be checked on your connecting flight home.
- Take the escalator upstairs to go through security and head to the gate for your flight.



HAVE FUN

- First and foremost, enjoy yourself and have a wonderful time.
- Make new friends by getting acquainted with other members of our group.
- Help keep an eye on one another.
- Don't be afraid to ask questions and let us know if we can help you.

